




District Health Assessment for Multiple District 403 through June 2025

| District Name | Status/ Number of Months in Status * | Clubs | | | | | | Membership | | | | | | | | Member Strength | | Cancellation | | Reports | | | Finance | Leadership | | | |
|---------------|---|--------------|---------------------|-------------|--|-----------|-----------------|------------------------|---------------------------------|-------------------------------------|-----------------------------|---------|----------|--|---|----------------------------|-------------------------------|--------------------------------------|----------------------------|-------------------------------------|------------------------------|----------------------|----------------------------------|----------------------------------|--------------------------------|----------------------------------|--------------------------------|
| | | Active Clubs | Clubs in Status Quo | Total Clubs | % Status Quo Clubs in Financial Suspension | New Clubs | Cancelled Clubs | YTD Net Club Gain/Loss | Current Members In Active Clubs | Current Members In Status Quo Clubs | Current Total Members Count | YTD Add | YTD Drop | YTD NetGrowth (includes Active and Status Quo) | YTD NetGrowth% (includes Active and Status Quo) | Member Count 12 Months Ago | Average Member Count Per Club | % of Clubs with less than 20 members | Average Cancelled Club Age | Members Lost Due to Cancelled Clubs | % of Clubs Reporting Service | % No MMR in 3 Months | % No Officer Report in 12 months | % of Clubs with balance 90+ days | Number of Zone Chairs Recorded | Number of Region Chairs Recorded | District Officers Vacancies ** |
| 403 A1 | | 90 | 0 | 90 | 0% | 12 | 0 | 12 | 1987 | 0 | 1987 | 497 | 274 | 223 | 12.64% | 1,764 | 22 | 41% | 0 | 0 | 90% | 26% | 0% | 1% | 12 | 3 | |
| 403 A2 | | 119 | 0 | 119 | 0% | 10 | 13 | -3 | 2429 | 0 | 2429 | 504 | 713 | -209 | -7.92% | 2,639 | 20 | 54% | 5 | 223 | 91% | 25% | 0% | 6% | 17 | 5 | |
| 403 A3 | | 75 | 1 | 76 | 0% | 5 | 0 | 5 | 1894 | 23 | 1917 | 244 | 204 | 40 | 2.13% | 1,878 | 25 | 29% | 0 | 0 | 100% | 38% | 0% | 11% | 17 | 8 | |
| 403 A4 | | 73 | 0 | 73 | 0% | 5 | 0 | 5 | 1786 | 0 | 1786 | 319 | 268 | 51 | 2.94% | 1,735 | 24 | 30% | 0 | 0 | 95% | 11% | 0% | 3% | 11 | 3 | |
| 403 B1 | | 81 | 3 | 84 | 33% | 1 | 8 | -7 | 1281 | 40 | 1321 | 246 | 578 | -332 | -20.08% | 1,653 | 16 | 69% | 13 | 157 | 85% | 40% | 5% | 19% | 19 | 8 | |
| | | 438 | 4 | 442 | 25% | 33 | 21 | 12 | 9377 | 63 | 9440 | 1810 | 2037 | -227 | -2.35% | 9,669 | 22 | 46% | 8 | 380 | 92% | 28% | 1% | 8% | 76 | 27 | |




District Health Assessment for Multiple District 404 through June 2025

|  | | Clubs | | | | | | | Membership | | | | | | | Member Strength | | Cancellation | | Reports | | | Finance | Leadership | | | |
|--|---|--------------|---------------------|-------------|--|-----------|-----------------|------------------------|---------------------------------|-------------------------------------|-----------------------------|---------|----------|--|---|----------------------------|-------------------------------|--------------------------------------|----------------------------|-------------------------------------|------------------------------|----------------------|----------------------------------|----------------------------------|--------------------------------|----------------------------------|--------------------------------|
| District Name | Status/ Number of Months in Status * | Active Clubs | Clubs in Status Quo | Total Clubs | % Status Quo Clubs in Financial Suspension | New Clubs | Cancelled Clubs | YTD Net Club Gain/Loss | Current Members In Active Clubs | Current Members In Status Quo Clubs | Current Total Members Count | YTD Add | YTD Drop | YTD NetGrowth (includes Active and Status Quo) | YTD NetGrowth% (includes Active and Status Quo) | Member Count 12 Months Ago | Average Member Count Per Club | % of Clubs with less than 20 members | Average Cancelled Club Age | Members Lost Due to Cancelled Clubs | % of Clubs Reporting Service | % No MMR in 3 Months | % No Officer Report in 12 months | % of Clubs with balance 90+ days | Number of Zone Chairs Recorded | Number of Region Chairs Recorded | District Officers Vacancies ** |
| 404 A2 | | 70 | 0 | 70 | 0% | 3 | 10 | -7 | 1559 | 0 | 1559 | 347 | 642 | -295 | -15.91% | 1,854 | 22 | 50% | 6 | 155 | 84% | 17% | 1% | 19% | 23 | 11 | |
| 404 A3 | | 58 | 0 | 58 | 0% | 4 | 0 | 4 | 1309 | 0 | 1309 | 302 | 247 | 55 | 4.39% | 1,255 | 23 | 50% | 0 | 0 | 83% | 12% | 2% | 19% | 16 | 8 | |
| 404 A4 | | 68 | 0 | 68 | 0% | 5 | 7 | -2 | 1270 | 0 | 1270 | 286 | 431 | -145 | -10.25% | 1,415 | 19 | 51% | 4 | 109 | 96% | 24% | 1% | 21% | 22 | 9 | |
| 404 B2 | | 101 | 0 | 101 | 0% | 14 | 0 | 14 | 2380 | 0 | 2380 | 858 | 433 | 425 | 21.74% | 1,955 | 24 | 36% | 0 | 0 | 97% | 20% | 1% | 23% | 25 | 11 | |
| 404 B3 | | 75 | 0 | 75 | 0% | 10 | 1 | 9 | 1783 | 0 | 1783 | 571 | 319 | 252 | 16.46% | 1,531 | 24 | 31% | 2 | 23 | 89% | 20% | 4% | 28% | 20 | 10 | |
| 404 B4 | | 65 | 0 | 65 | 0% | 8 | 3 | 5 | 1581 | 0 | 1581 | 523 | 381 | 142 | 9.87% | 1,439 | 24 | 35% | 5 | 70 | 72% | 11% | 2% | 11% | 21 | 10 | |
| | | 437 | 0 | 437 | 0% | 44 | 21 | 23 | 9882 | 0 | 9882 | 2887 | 2453 | 434 | 4.59% | 9,449 | 23 | 41% | 5 | 357 | 88% | 18% | 2% | 20% | 127 | 59 | |



District Health Assessment for Multiple District 410 through June 2025

|  Status/ District Name Number of Months in Status * | | Clubs | | | | | | | Membership | | | | | | | Member Strength | | Cancellation | | Reports | | | Finance | | Leadership | | |
|--|-------|-----------------|------------------------------|----------------|--|--------------|--------------------|-------------------------------------|--|---|--------------------------------------|------------|-------------|--|---|-------------------------------------|--|--|-------------------------------------|---|---------------------------------------|-------------------------------|---|---|--|--|---|
| | | Active Clubs | Clubs in Status Quo | Total Clubs | % Status Quo Clubs in Financial Suspension | New Clubs | Cancelled Clubs | YTD Net Club Gain/ Loss | Current Members In Active Clubs | Current Members In Status Quo Clubs | Current Total Members Count | YTD Add | YTD Drop | YTD NetGrowth (includes Active and Status Quo) | YTD NetGrowth% (includes Active and Status Quo) | Member Count 12 Months Ago | Average Member Count Per Club | % of Clubs with less than 20 members | Average Cancelled Club Age | Members Lost Due to Cancelled Clubs | % of Clubs Reporting Service | % No MMR in 3 Months | % No Officer Report in 12 months | % of Clubs with balance 90+ days | Number of Zone Chairs Recorded | Number of Region Chairs Recorded | District Officers Vacancies ** |
| 410 E | T(24) | 60 | 0 | 60 | 0% | 2 | 3 | -1 | 860 | 0 | 860 | 197 | 162 | 35 | 4.24% | 823 | 14 | 80% | 32 | 3 | 95% | 22% | 2% | 0% | 10 | 5 | |
| 410 W | T(24) | 55 | 0 | 55 | 0% | 0 | 1 | -1 | 863 | 0 | 863 | 190 | 187 | 3 | 0.35% | 860 | 16 | 75% | 26 | 11 | 98% | 9% | 0% | 4% | 17 | 8 | GMT |
| | | 115 | 0 | 115 | 0% | 2 | 4 | -2 | 1723 | 0 | 1723 | 387 | 349 | 38 | 2.26% | 1,683 | 15 | 77% | 30 | 14 | 97% | 16% | 1% | 2% | 27 | 13 | |




District Health Assessment for Multiple District 411 through June 2025

| District Name | Status/ Number of Months in Status * | Clubs | | | | | | | Membership | | | | | | | Member Strength | | Cancellation | | Reports | | | Finance | Leadership | | | |
|---------------|---|--------------|---------------------|-------------|--|-----------|-----------------|------------------------|---------------------------------|-------------------------------------|-----------------------------|---------|----------|--|---|----------------------------|-------------------------------|--------------------------------------|----------------------------|-------------------------------------|------------------------------|----------------------|----------------------------------|----------------------------------|--------------------------------|----------------------------------|--------------------------------|
| | | Active Clubs | Clubs in Status Quo | Total Clubs | % Status Quo Clubs in Financial Suspension | New Clubs | Cancelled Clubs | YTD Net Club Gain/Loss | Current Members In Active Clubs | Current Members In Status Quo Clubs | Current Total Members Count | YTD Add | YTD Drop | YTD NetGrowth (includes Active and Status Quo) | YTD NetGrowth% (includes Active and Status Quo) | Member Count 12 Months Ago | Average Member Count Per Club | % of Clubs with less than 20 members | Average Cancelled Club Age | Members Lost Due to Cancelled Clubs | % of Clubs Reporting Service | % No MMR in 3 Months | % No Officer Report in 12 months | % of Clubs with balance 90+ days | Number of Zone Chairs Recorded | Number of Region Chairs Recorded | District Officers Vacancies ** |
| 411 A | | 65 | 0 | 65 | 0% | 11 | 8 | 3 | 1711 | 0 | 1711 | 608 | 568 | 40 | 2.39% | 1,671 | 26 | 38% | 9 | 200 | 83% | 31% | 0% | 9% | 14 | 0 | |
| 411 B | | 60 | 0 | 60 | 0% | 9 | 4 | 5 | 2248 | 0 | 2248 | 830 | 542 | 288 | 14.69% | 1,960 | 37 | 27% | 9 | 77 | 93% | 8% | 0% | 12% | 13 | 4 | |
| 411 C | P | 19 | 0 | 19 | 0% | 0 | 4 | -4 | 478 | 0 | 478 | 121 | 154 | -33 | -6.46% | 511 | 25 | 26% | 23 | 43 | 95% | 21% | 0% | 5% | 6 | 0 | |
| | | 144 | 0 | 144 | 0% | 20 | 16 | 4 | 4437 | 0 | 4437 | 1559 | 1264 | 295 | 7.12% | 4,142 | 31 | 32% | 13 | 320 | 89% | 20% | 0% | 10% | 33 | 4 | |




District Health Assessment for Multiple District 412 through June 2025

|  Status/ District Name of Months in Status * | | Clubs | | | | | | | Membership | | | | | | | Member Strength | | Cancellation | | Reports | | | Finance | Leadership | | | |
|---|-------|--------------|---------------------|-------------|--|-----------|-----------------|------------------------|---------------------------------|-------------------------------------|-----------------------------|---------|----------|--|---|----------------------------|-------------------------------|--------------------------------------|----------------------------|-------------------------------------|------------------------------|----------------------|----------------------------------|----------------------------------|--------------------------------|----------------------------------|--------------------------------|
| | | Active Clubs | Clubs in Status Quo | Total Clubs | % Status Quo Clubs in Financial Suspension | New Clubs | Cancelled Clubs | YTD Net Club Gain/Loss | Current Members In Active Clubs | Current Members In Status Quo Clubs | Current Total Members Count | YTD Add | YTD Drop | YTD NetGrowth (includes Active and Status Quo) | YTD NetGrowth% (includes Active and Status Quo) | Member Count 12 Months Ago | Average Member Count Per Club | % of Clubs with less than 20 members | Average Cancelled Club Age | Members Lost Due to Cancelled Clubs | % of Clubs Reporting Service | % No MMR in 3 Months | % No Officer Report in 12 months | % of Clubs with balance 90+ days | Number of Zone Chairs Recorded | Number of Region Chairs Recorded | District Officers Vacancies ** |
| 412 A | T(22) | 52 | 0 | 52 | 0% | 3 | 7 | -4 | 803 | 0 | 803 | 213 | 380 | -167 | -17.22% | 970 | 15 | 69% | 12 | 139 | 65% | 33% | 6% | 10% | 13 | 3 | |
| 412 B | T(24) | 26 | 1 | 27 | 100% | 1 | 1 | 0 | 558 | 23 | 581 | 115 | 82 | 33 | 6.02% | 548 | 21 | 48% | 19 | 14 | 44% | 48% | 11% | 7% | 0 | 0 | |
| | | 78 | 1 | 79 | 100% | 4 | 8 | -4 | 1361 | 23 | 1384 | 328 | 462 | -134 | -8.83% | 1,518 | 18 | 62% | 13 | 153 | 58% | 38% | 8% | 9% | 13 | 3 | |




District Health Assessment for District 352 through June 2025

|  | | Clubs | | | | | | | Membership | | | | | | | Member Strength | | Cancellation | | Reports | | | Finance | Leadership | | | |
|--|---|--------------|------------------------------|-------------|---|-----------|-----------------|-------------------------------------|--|---|--------------------------------------|------------|-------------|--|---|-------------------------------------|--|--|-------------------------------------|---|---------------------------------------|-------------------------------|---|---|--|--|---|
| District Name | Status/ Number of Months in Status * | Active Clubs | Clubs in Status Quo | Total Clubs | % Status Quo in Financial Suspension | New Clubs | Cancelled Clubs | YTD Net Club Gain/ Loss | Current Members In Active Clubs | Current Members In Status Quo Clubs | Current Total Members Count | YTD Add | YTD Drop | YTD NetGrowth (includes Active and Status Quo) | YTD NetGrowth% (includes Active and Status Quo) | Member Count 12 Months Ago | Average Member Count Per Club | % of Clubs with less than 20 members | Average Cancelled Club Age | Members Lost Due to Cancelled Clubs | % of Clubs Reporting Service | % No MMR in 3 Months | % No Officer Report in 12 months | % of Clubs with balance 90+ days | Number of Zone Chairs Recorded | Number of Region Chairs Recorded | District Officers Vacancies ** |
| 352 | T(24) | 52 | 0 | 52 | 0% | 5 | 7 | -2 | 953 | 0 | 953 | 263 | 323 | -60 | -5.92% | 1,015 | 18 | 56% | 6 | 99 | 48% | 23% | 0% | 6% | 17 | 3 | |
| | | 52 | 0 | 52 | 0% | 5 | 7 | -2 | 953 | 0 | 953 | 263 | 323 | -60 | -5.92% | 1,015 | 18 | 56% | 6 | 99 | 48% | 23% | 0% | 6% | 17 | 3 | |




District Health Assessment for District 409 through June 2025

|  | | Clubs | | | | | | | Membership | | | | | | | Member Strength | | Cancellation | | Reports | | | Finance | Leadership | | | |
|--|---|--------------|------------------------------|-------------|---|-----------|-----------------|-------------------------------------|--|---|--------------------------------------|------------|-------------|--|---|-------------------------------------|--|--|-------------------------------------|---|---------------------------------------|-------------------------------|---|---|--|--|---|
| District Name | Status/ Number of Months in Status * | Active Clubs | Clubs in Status Quo | Total Clubs | % Status Quo in Financial Suspension | New Clubs | Cancelled Clubs | YTD Net Club Gain/ Loss | Current Members In Active Clubs | Current Members In Status Quo Clubs | Current Total Members Count | YTD Add | YTD Drop | YTD NetGrowth (includes Active and Status Quo) | YTD NetGrowth% (includes Active and Status Quo) | Member Count 12 Months Ago | Average Member Count Per Club | % of Clubs with less than 20 members | Average Cancelled Club Age | Members Lost Due to Cancelled Clubs | % of Clubs Reporting Service | % No MMR in 3 Months | % No Officer Report in 12 months | % of Clubs with balance 90+ days | Number of Zone Chairs Recorded | Number of Region Chairs Recorded | District Officers Vacancies ** |
| 409 | T(24) | 25 | 0 | 25 | 0% | 1 | 5 | -4 | 533 | 0 | 533 | 88 | 137 | -49 | -8.42% | 582 | 21 | 52% | 26 | 75 | 52% | 40% | 4% | 20% | 4 | 1 | |
| | | 25 | 0 | 25 | 0% | 1 | 5 | -4 | 533 | 0 | 533 | 88 | 137 | -49 | -8.42% | 582 | 21 | 52% | 26 | 75 | 52% | 40% | 4% | 20% | 4 | 1 | |




District Health Assessment for District 413 through June 2025

|  | | Clubs | | | | | | | Membership | | | | | | | Member Strength | | Cancellation | | Reports | | | Finance | Leadership | | | |
|--|---|-----------------|------------------------------|----------------|--|--------------|--------------------|-------------------------------------|--|---|--------------------------------------|------------|-------------|--|---|-------------------------------------|--|--|-------------------------------------|---|---------------------------------------|-------------------------------|---|---|--|--|---|
| District Name | Status/ Number of Months in Status * | Active Clubs | Clubs in Status Quo | Total Clubs | % Status Quo Clubs in Financial Suspension | New Clubs | Cancelled Clubs | YTD Net Club Gain/ Loss | Current Members In Active Clubs | Current Members In Status Quo Clubs | Current Total Members Count | YTD Add | YTD Drop | YTD NetGrowth (includes Active and Status Quo) | YTD NetGrowth% (includes Active and Status Quo) | Member Count 12 Months Ago | Average Member Count Per Club | % of Clubs with less than 20 members | Average Cancelled Club Age | Members Lost Due to Cancelled Clubs | % of Clubs Reporting Service | % No MMR in 3 Months | % No Officer Report in 12 months | % of Clubs with balance 90+ days | Number of Zone Chairs Recorded | Number of Region Chairs Recorded | District Officers Vacancies ** |
| | | | | | | | | | | | | | | | | | | | | | | | | | | | |
| 413 | | 48 | 0 | 48 | 0% | 1 | 1 | 0 | 1319 | 0 | 1319 | 230 | 256 | -26 | -1.93% | 1,372 | 27 | 33% | 8 | 15 | 67% | 15% | 0% | 25% | 12 | 4 | |
| | | 48 | 0 | 48 | 0% | 1 | 1 | 0 | 1319 | 0 | 1319 | 230 | 256 | -26 | -1.93% | 1,372 | 27 | 33% | 8 | 15 | 67% | 15% | 0% | 25% | 12 | 4 | |




District Health Assessment for District 414 through June 2025

|  | | Clubs | | | | | | | Membership | | | | | | | Member Strength | | Cancellation | | Reports | | | Finance | Leadership | | | |
|--|---|--------------|---------------------|-------------|---|-----------|-----------------|------------------------|---------------------------------|-------------------------------------|-----------------------------|---------|----------|--|---|----------------------------|-------------------------------|--------------------------------------|----------------------------|-------------------------------------|------------------------------|----------------------|----------------------------------|----------------------------------|--------------------------------|----------------------------------|--------------------------------|
| District Name | Status/ Number of Months in Status * | Active Clubs | Clubs in Status Quo | Total Clubs | % Status Quo in Financial Suspension | New Clubs | Cancelled Clubs | YTD Net Club Gain/Loss | Current Members In Active Clubs | Current Members In Status Quo Clubs | Current Total Members Count | YTD Add | YTD Drop | YTD NetGrowth (includes Active and Status Quo) | YTD NetGrowth% (includes Active and Status Quo) | Member Count 12 Months Ago | Average Member Count Per Club | % of Clubs with less than 20 members | Average Cancelled Club Age | Members Lost Due to Cancelled Clubs | % of Clubs Reporting Service | % No MMR in 3 Months | % No Officer Report in 12 months | % of Clubs with balance 90+ days | Number of Zone Chairs Recorded | Number of Region Chairs Recorded | District Officers Vacancies ** |
| 414 | P | 41 | 0 | 41 | 0% | 2 | 8 | -6 | 835 | 0 | 835 | 310 | 580 | -270 | -24.43% | 1,105 | 20 | 61% | 17 | 124 | 73% | 34% | 2% | 24% | 7 | 3 | |
| | | 41 | 0 | 41 | 0% | 2 | 8 | -6 | 835 | 0 | 835 | 310 | 580 | -270 | -24.43% | 1,105 | 20 | 61% | 17 | 124 | 73% | 34% | 2% | 24% | 7 | 3 | |




District Health Assessment for District 415 through June 2025

|  Status/ District Name Number of Months in Status * | | Clubs | | | | | | | Membership | | | | | | | Member Strength | | Cancellation | | Reports | | | Finance | Leadership | | | |
|--|---|-----------------|------------------------------|----------------|---|--------------|--------------------|-------------------------------------|--|---|--------------------------------------|------------|-------------|--|---|-------------------------------------|--|--|-------------------------------------|---|---------------------------------------|-------------------------------|---|---|--|--|---|
| | | Active Clubs | Clubs in Status Quo | Total Clubs | % Status Quo in Financial Suspension | New Clubs | Cancelled Clubs | YTD Net Club Gain/ Loss | Current Members In Active Clubs | Current Members In Status Quo Clubs | Current Total Members Count | YTD Add | YTD Drop | YTD NetGrowth (includes Active and Status Quo) | YTD NetGrowth% (includes Active and Status Quo) | Member Count 12 Months Ago | Average Member Count Per Club | % of Clubs with less than 20 members | Average Cancelled Club Age | Members Lost Due to Cancelled Clubs | % of Clubs Reporting Service | % No MMR in 3 Months | % No Officer Report in 12 months | % of Clubs with balance 90+ days | Number of Zone Chairs Recorded | Number of Region Chairs Recorded | District Officers Vacancies ** |
| 415 | P | 27 | 0 | 27 | 0% | 0 | 0 | 0 | 423 | 0 | 423 | 70 | 111 | -41 | -8.84% | 464 | 16 | 67% | 0 | 0 | 52% | 26% | 4% | 19% | 7 | 1 | |
| | | 27 | 0 | 27 | 0% | 0 | 0 | 0 | 423 | 0 | 423 | 70 | 111 | -41 | -8.84% | 464 | 16 | 67% | 0 | 0 | 52% | 26% | 4% | 19% | 7 | 1 | |




District Health Assessment for District 416 through June 2025

|  | | Clubs | | | | | | | Membership | | | | | | | Member Strength | | Cancellation | | Reports | | | Finance | Leadership | | | |
|--|---|--------------|------------------------------|-------------|--|-----------|-----------------|-------------------------------------|--|---|--------------------------------------|------------|-------------|--|---|-------------------------------------|--|--|-------------------------------------|---|---------------------------------------|-------------------------------|---|---|--|--|---|
| District Name | Status/ Number of Months in Status * | Active Clubs | Clubs in Status Quo | Total Clubs | % Status Quo Clubs in Financial Suspension | New Clubs | Cancelled Clubs | YTD Net Club Gain/ Loss | Current Members In Active Clubs | Current Members In Status Quo Clubs | Current Total Members Count | YTD Add | YTD Drop | YTD NetGrowth (includes Active and Status Quo) | YTD NetGrowth% (includes Active and Status Quo) | Member Count 12 Months Ago | Average Member Count Per Club | % of Clubs with less than 20 members | Average Cancelled Club Age | Members Lost Due to Cancelled Clubs | % of Clubs Reporting Service | % No MMR in 3 Months | % No Officer Report in 12 months | % of Clubs with balance 90+ days | Number of Zone Chairs Recorded | Number of Region Chairs Recorded | District Officers Vacancies ** |
| | | | | | | | | | | | | | | | | | | | | | | | | | | | |
| 416 | | 64 | 0 | 64 | 0% | 5 | 1 | 4 | 1572 | 0 | 1572 | 875 | 787 | 88 | 5.93% | 1,484 | 25 | 36% | 3 | 22 | 45% | 30% | 3% | 5% | 20 | 7 | |
| | | 64 | 0 | 64 | 0% | 5 | 1 | 4 | 1572 | 0 | 1572 | 875 | 787 | 88 | 5.93% | 1,484 | 25 | 36% | 3 | 22 | 45% | 30% | 3% | 5% | 20 | 7 | |




District Health Assessment for District 417 through June 2025

|  | | Clubs | | | | | | | Membership | | | | | | | Member Strength | | Cancellation | | Reports | | | Finance | Leadership | | | |
|--|---|--------------|------------------------------|-------------|--|-----------|-----------------|-------------------------------------|--|---|--------------------------------------|------------|-------------|--|---|-------------------------------------|--|--|-------------------------------------|---|---------------------------------------|-------------------------------|---|---|--|--|---|
| District Name | Status/ Number of Months in Status * | Active Clubs | Clubs in Status Quo | Total Clubs | % Status Quo Clubs in Financial Suspension | New Clubs | Cancelled Clubs | YTD Net Club Gain/ Loss | Current Members In Active Clubs | Current Members In Status Quo Clubs | Current Total Members Count | YTD Add | YTD Drop | YTD NetGrowth (includes Active and Status Quo) | YTD NetGrowth% (includes Active and Status Quo) | Member Count 12 Months Ago | Average Member Count Per Club | % of Clubs with less than 20 members | Average Cancelled Club Age | Members Lost Due to Cancelled Clubs | % of Clubs Reporting Service | % No MMR in 3 Months | % No Officer Report in 12 months | % of Clubs with balance 90+ days | Number of Zone Chairs Recorded | Number of Region Chairs Recorded | District Officers Vacancies ** |
| | | | | | | | | | | | | | | | | | | | | | | | | | | | |
| 417 | | 83 | 0 | 83 | 0% | 5 | 0 | 5 | 1716 | 0 | 1716 | 440 | 382 | 58 | 3.50% | 1,659 | 21 | 52% | 0 | 0 | 94% | 7% | 0% | 4% | 13 | 5 | |
| | | 83 | 0 | 83 | 0% | 5 | 0 | 5 | 1716 | 0 | 1716 | 440 | 382 | 58 | 3.50% | 1,659 | 21 | 52% | 0 | 0 | 94% | 7% | 0% | 4% | 13 | 5 | |




District Health Assessment for District 418 through June 2025

|  | | Clubs | | | | | | | Membership | | | | | | | Member Strength | | Cancellation | | Reports | | | Finance | Leadership | | | |
|--|---|--------------|---------------------|-------------|--|-----------|-----------------|------------------------|---------------------------------|-------------------------------------|-----------------------------|---------|----------|--|---|----------------------------|-------------------------------|--------------------------------------|----------------------------|-------------------------------------|------------------------------|----------------------|----------------------------------|----------------------------------|--------------------------------|----------------------------------|--------------------------------|
| District Name | Status/ Number of Months in Status * | Active Clubs | Clubs in Status Quo | Total Clubs | % Status Quo Clubs in Financial Suspension | New Clubs | Cancelled Clubs | YTD Net Club Gain/Loss | Current Members In Active Clubs | Current Members In Status Quo Clubs | Current Total Members Count | YTD Add | YTD Drop | YTD NetGrowth (includes Active and Status Quo) | YTD NetGrowth% (includes Active and Status Quo) | Member Count 12 Months Ago | Average Member Count Per Club | % of Clubs with less than 20 members | Average Cancelled Club Age | Members Lost Due to Cancelled Clubs | % of Clubs Reporting Service | % No MMR in 3 Months | % No Officer Report in 12 months | % of Clubs with balance 90+ days | Number of Zone Chairs Recorded | Number of Region Chairs Recorded | District Officers Vacancies ** |
| | | | | | | | | | | | | | | | | | | | | | | | | | | | |
| 418 | | 54 | 0 | 54 | 0% | 7 | 0 | 7 | 1407 | 0 | 1407 | 365 | 249 | 116 | 8.99% | 1,291 | 26 | 33% | 0 | 0 | 100% | 4% | 0% | 0% | 13 | 1 | |
| | | 54 | 0 | 54 | 0% | 7 | 0 | 7 | 1407 | 0 | 1407 | 365 | 249 | 116 | 8.99% | 1,291 | 26 | 33% | 0 | 0 | 100% | 4% | 0% | 0% | 13 | 1 | |



District Health Assessment for Ident 5947 - SOMALIA - UND through June 2025

| <div></div> <div>Status/ District Name of Months in Status *</div> | | Clubs | | | | | | | Membership | | | | | | | Member Strength | | Cancellation | | Reports | | | Finance | Leadership | | |
|--|--|-----------------|------------------------------|----------------|--|--------------|--------------------|-------------------------------------|--|---|--------------------------------------|------------|-------------|--|---|-------------------------------------|--|--|-------------------------------------|---|---------------------------------------|-------------------------------|---|---|--|--|
| | | Active Clubs | Clubs in Status Quo | Total Clubs | % Status Quo Clubs in Financial Suspension | New Clubs | Cancelled Clubs | YTD Net Club Gain/ Loss | Current Members In Active Clubs | Current Members In Status Quo Clubs | Current Total Members Count | YTD Add | YTD Drop | YTD NetGrowth (includes Active and Status Quo) | YTD NetGrowth% (includes Active and Status Quo) | Member Count 12 Months Ago | Average Member Count Per Club | % of Clubs with less than 20 members | Average Cancelled Club Age | Members Lost Due to Cancelled Clubs | % of Clubs Reporting Service | % No MMR in 3 Months | % No Officer Report in 12 months | % of Clubs with balance 90+ days | Number of Zone Chairs Recorded | Number of Region Chairs Recorded |
| Ident 5947 - SOMALIA | | 3 | 0 | 3 | 0% | 0 | 0 | 53 | 0 | 53 | 1 | 1 | 0 | 0.00% | 53 | 18 | 67% | 0 | 0 | 0% | 67% | 0% | 33% | 0 | 0 | |
| | | 3 | 0 | 3 | 0% | 0 | 0 | 53 | 0 | 53 | 1 | 1 | 0 | 0.00% | 53 | 18 | 67% | 0 | 0 | 0% | 67% | 0% | 33% | 0 | 0 | |

* - District Status: P - Provisional, T - Transitional.

** - District Officers Vacancies: DG - District Governor, 1st VDG - First Vice District Governor, 2nd VDG - Second Vice District Governor.